












Resultats Generals

Eleccions al Parlament de Catalunya 2015

Resultats Globals de la ciutat

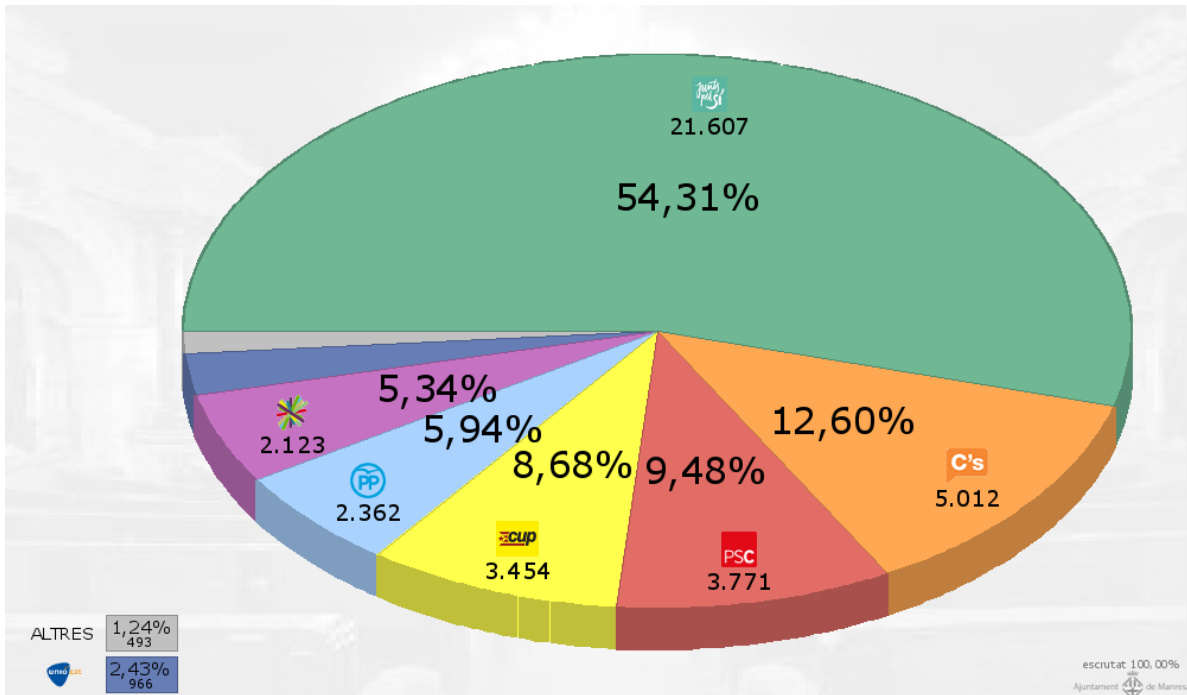
ELECTORS	52.041		VOTS NULS	151	0,38%
PERCENTATGE ESCRUTAT		100,00%	VOTS VÀLIDS	39.788	
VOTS EMESOS / %ABSTENCIÓ	39.939	23,25%	VOTS EN BLANC	220	0,55%

Resultats globals

LOGO	SIGLES	PARTIT	VOTS	%
	JxSí	JUNTS PEL SÍ	21.607	54,31%
	C's	CIUTADANS - PARTIDO DE LA CIUDADANÍA	5.012	12,60%
	PSC	PARTIT DELS SOCIALISTES DE CATALUNYA (PSC-	3.771	9,48%
	CUP	CANDIDATURA D'UNITAT POPULAR	3.454	8,68%
	PP	PARTIT POPULAR / PARTIDO POPULAR	2.362	5,94%
	CatSiesPot	CATALUNYA SÍ QUE ES POT	2.123	5,34%
	unio.cat	UNIÓ DEMOCRÀTICA DE CATALUNYA	966	2,43%
	PACMA	PARTIT ANIMALISTA CONTRA EL	182	0,46%
	RECOR 0-EV	RECORTES CERO - ELS VERDS	91	0,23%



Resultats



Eleccions al Parlament de Catalunya 2015

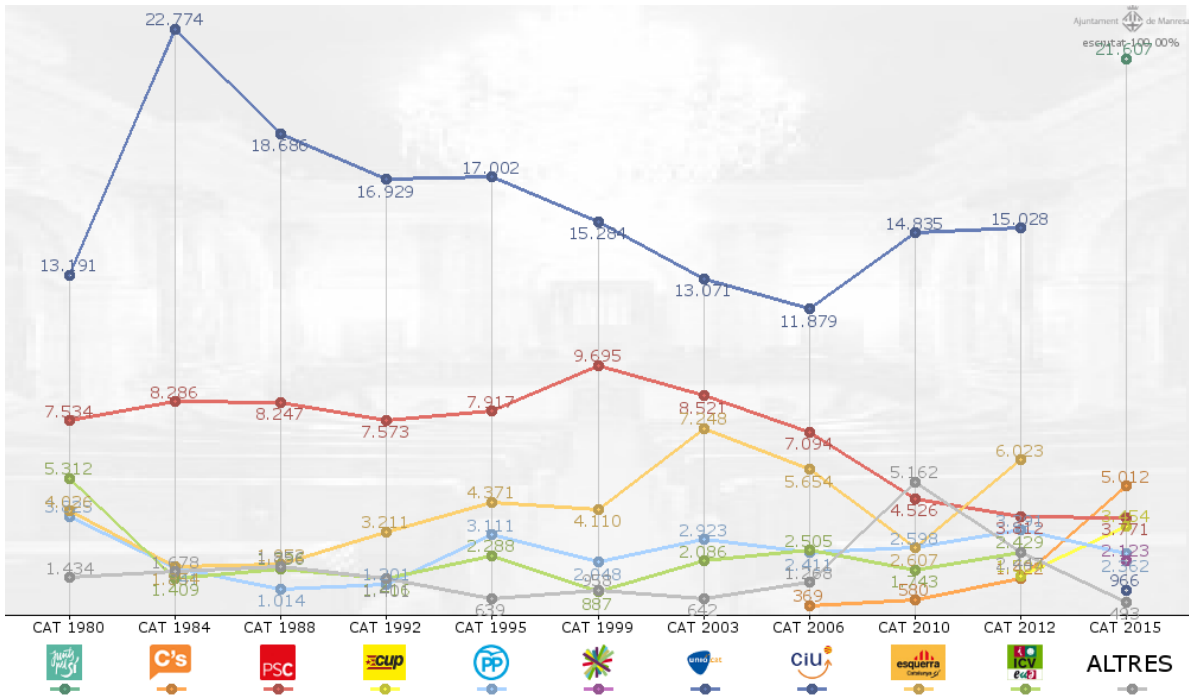
Participació comparada a les 20h

Barri	P. Catalunya 2015		P. Catalunya 2012		P. Catalunya 2010		P. Catalunya 2006	
	Part 15	%Part 15	Part 12	%Part 12	Part 10	%Part 10	Part 06	%Part 06
1 VALLDAURA	2.849	75,37%	2.459	68,44%	2.248	62,24%	2.178	59,85%
2 ANTIC	1.522	66,93%	1.465	62,96%	1.238	53,11%	1.347	55,75%
3 PASSEIG I RODALIES	3.331	80,97%	3.170	75,58%	3.006	69,97%	2.952	66,29%
4 CR. DE VIC-REMEI	2.802	72,18%	2.633	66,52%	2.399	59,98%	2.522	59,17%
5 PL.CATAL.BD.SALDES	3.886	79,48%	3.706	73,63%	3.331	65,25%	3.309	62,18%
6 MION-PUIGB.MIRALPEIX	2.618	78,55%	2.280	69,17%	1.968	60,82%	1.742	56,05%
7 POBLE NOU	3.527	79,87%	3.175	73,34%	2.922	66,74%	2.833	63,66%
8 CR.DE SANTPEDOR	7.250	80,57%	6.501	73,19%	5.624	63,58%	4.930	60,71%
9 SAGRADA FAMÍLIA	3.959	76,59%	3.534	67,43%	3.175	59,61%	3.205	58,20%
10 FONT CAPELLANS	1.255	71,35%	1.132	63,20%	991	54,69%	1.070	52,40%
11 ESCODINES	2.418	71,48%	2.181	63,94%	1.915	55,99%	1.925	54,39%
12 LA BALCONADA	1.223	73,76%	1.050	63,06%	846	50,48%	764	42,90%
13 VILADORDIS	586	73,90%	518	64,75%	462	56,69%	421	54,18%
14 SANT PAU	261	75,00%	197	55,49%	183	50,14%	171	46,22%
15 P.IGNASI PUIG	433	63,68%	399	56,04%	353	48,03%	417	50,85%
16 EL GUIX-PDA ROJA	383	76,75%	354	67,69%	336	62,57%	323	58,83%
17 FA.SUA.PIR.P.NOÛ	549	71,95%	508	65,21%	436	55,47%	458	55,79%
18 CAL GRAVAT	1.087	83,42%	949	74,55%	807	62,46%	738	55,07%

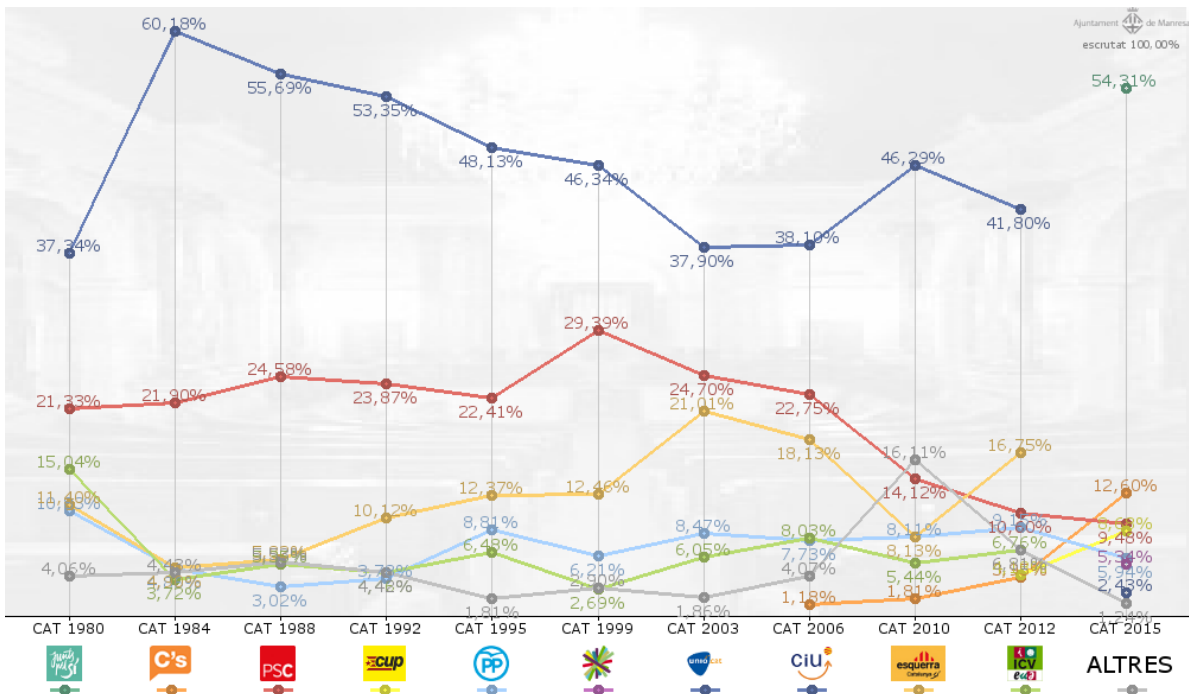


Comparatives

Evolució de resultats per partits en Parlament Catalunya (Absolut)













Evolució de resultats per partits en Parlament Catalunya (Percentual)















Evolució de resultats per partits (Absolut)

Eleccions											ALTRES
Parlament de Catalunya 2023	607	2.123	3.771	2.362	3.454	5.012	966	0	0	0	493
Municipals 2015	0	0	2.963	1.366	3.010	1.832	0	8.065	6.390	918	3.125
Parlament Europeu 2014	0	0	2.656	1.774	0	892	0	7.944	7.278	1.879	2.218
Parlament de Catalunya 2012	0	0	3.812	3.291	1.504	1.422	0	15.028	6.023	2.429	2.447
Generals 2011	0	0	7.028	5.152	0	0	0	13.166	3.381	1.820	2.587
Municipals 2011	0	0	3.339	2.499	1.981	0	0	9.356	3.089	1.157	5.304
Parlament de Catalunya 2010	0	0	4.526	2.598	0	580	0	14.835	2.607	1.743	5.162
Parlament Europeu 2009	0	0	5.748	2.552	0	0	0	5.614	2.464	910	1.541
Generals 2008	0	0	14.789	4.414	0	139	0	10.118	3.760	1.725	1.497
Municipals 2007	0	0	7.054	1.833	1.590	390	0	7.665	3.153	2.146	2.686
Parlament de Catalunya 2006	0	0	7.094	2.411	0	369	0	11.879	5.654	2.505	1.268
Parlament Europeu 2004	0	0	7.931	2.873	187	0	0	4.892	3.420	1.339	432
Generals 2004	0	0	13.689	4.666	0	0	0	10.975	8.761	1.910	723
Parlament de Catalunya 2003	0	0	8.521	2.923	0	0	0	13.071	7.248	2.086	642
Municipals 2003	0	0	10.497	2.690	1.114	0	0	8.615	4.965	3.004	514
Generals 2000	0	0	10.129	5.939	0	0	0	13.097	2.859	1.037	1.292
Parlament de Catalunya 1999	0	0	9.695	2.048	0	0	0	15.284	4.110	887	958
Municipals 1999	0	0	11.632	2.204	582	0	0	7.891	3.709	1.676	754
Parlament Europeu 1999	0	0	9.386	3.227	0	0	0	9.846	2.576	1.284	1.935
Generals 1996	0	0	15.141	5.537	0	0	0	15.827	2.495	2.066	395
Parlament de Catalunya 1995	0	0	7.917	3.111	0	0	0	17.002	4.371	2.288	639
Municipals 1995	0	0	9.731	3.389	0	0	0	11.066	4.233	2.486	507
Parlament Europeu 1994	0	0	7.160	3.627	0	0	0	11.008	2.164	2.115	1.253
Generals 1993	0	0	12.522	5.207	0	0	0	16.145	2.787	2.066	1.129
Parlament de Catalunya 1992	0	0	7.573	1.201	0	0	0	16.929	3.211	1.416	1.401
Municipals 1991	0	0	9.818	1.966	471	0	0	12.531	2.974	1.347	625
Generals 1989	0	0	11.107	2.837	0	0	0	15.639	1.511	1.831	3.595
Parlament Europeu 1989	0	0	8.470	1.606	0	0	0	10.417	1.431	919	4.428
Parlament de Catalunya 1988	0	0	8.247	1.014	0	0	0	18.686	1.952	1.796	1.856
Municipals 1987	0	0	13.291	2.137	0	0	0	14.900	2.786	1.406	844
Parlament Europeu 1987	0	0	11.166	3.333	0	0	0	12.572	1.777	1.239	4.904
Generals 1986	0	0	11.601	3.650	0	0	0	17.214	1.338	1.229	2.796
Parlament de Catalunya 1984	0	0	8.286	1.841	0	0	0	22.774	1.854	1.409	1.678
Municipals 1983	0	0	16.374	2.555	0	0	0	12.691	2.402	1.415	668
Generals 1982	0	0	15.387	7.469	0	0	0	13.027	2.641	2.217	919
Parlament de Catalunya 1980	0	0	7.534	3.825	0	0	0	13.191	4.026	5.312	1.434
Municipals 1979	0	0	10.073	3.627	0	0	0	7.802	3.365	5.638	2.782
Generals 1979	0	0	11.173	6.664	0	0	0	7.888	1.618	5.638	5.774
Generals 1977	0	0	10.435	6.770	0	0	0	12.983	1.036	5.930	1.721



Evolució de resultats per partits (Percentual)

Eleccions											ALTRES
Parlament de Catalunya 2015	5,31%	5,34%	9,48%	5,94%	8,68%	12,60%	2,43%				1,24%
Municipals 2015		10,71%	4,94%	10,88%	6,62%		29,15%	23,09%	3,32%	11,29%	
Parlament Europeu 2014		10,78%	7,20%			3,62%		32,24%	29,54%	7,63%	9,00%
Parlament de Catalunya 2012		10,60%	9,15%	4,18%	3,95%			41,80%	16,75%	6,76%	6,81%
Generals 2011		21,21%	15,55%					39,74%	10,20%	5,49%	7,81%
Municipals 2011		12,49%	9,35%	7,41%				35,01%	11,56%	4,33%	19,85%
Parlament de Catalunya 2010		14,12%	8,11%			1,81%		46,29%	8,13%	5,44%	16,11%
Parlament Europeu 2009		30,53%	3,55%					29,82%	3,09%	4,83%	8,18%
Generals 2008		40,58%	2,11%			0,38%		27,76%	10,32%	4,73%	4,11%
Municipals 2007		26,60%	6,91%	6,00%	1,47%			28,91%	11,89%	8,09%	10,13%
Parlament de Catalunya 2006		22,75%	7,73%			1,18%		38,10%	18,13%	8,03%	4,07%
Parlament Europeu 2004		37,63%	3,63%	0,89%				23,21%	16,23%	6,35%	2,05%
Generals 2004		33,61%	11,46%					26,95%	21,51%	4,69%	1,78%
Parlament de Catalunya 2003		24,70%	8,47%					37,90%	21,01%	6,05%	1,86%
Municipals 2003		33,43%	8,57%	3,55%				27,44%	15,81%	9,57%	1,64%
Generals 2000		29,49%	7,29%					38,12%	8,32%	3,02%	3,76%
Parlament de Catalunya 1999		29,39%	6,21%					46,34%	2,46%	2,69%	2,90%
Municipals 1999		40,89%	7,75%	2,05%				27,74%	13,04%	5,89%	2,65%
Parlament Europeu 1999		33,22%	1,42%					34,85%	9,12%	4,54%	6,85%
Generals 1996		36,52%	3,35%					38,17%	6,02%	4,98%	0,95%
Parlament de Catalunya 1995		22,41%	8,81%					48,13%	12,37%	6,48%	1,81%
Municipals 1995		30,98%	10,79%					35,23%	3,48%	7,91%	1,61%
Parlament Europeu 1994		26,20%	3,27%					40,28%	7,92%	7,74%	4,59%
Generals 1993		31,42%	3,06%					40,51%	6,99%	5,18%	2,83%
Parlament de Catalunya 1992		23,87%	3,78%					53,35%	10,12%	4,46%	4,42%
Municipals 1991		33,02%	6,61%	1,58%				42,15%	10,00%	4,53%	2,10%
Generals 1989		30,41%	7,77%					42,82%	4,14%	5,01%	9,84%
Parlament Europeu 1989		31,06%	5,89%					38,20%	5,25%	3,37%	16,24%
Parlament de Catalunya 1988		24,58%	3,02%					55,69%	5,82%	5,35%	5,53%
Municipals 1987		37,58%	6,04%					42,13%	7,88%	3,98%	2,39%
Parlament Europeu 1987		31,73%	9,47%					35,73%	5,05%	3,52%	13,94%
Generals 1986		30,67%	9,65%					45,51%	3,54%	3,25%	7,39%
Parlament de Catalunya 1984		21,90%	4,86%					60,18%	4,90%	3,72%	4,43%
Municipals 1983		45,35%	7,08%					35,15%	6,65%	3,92%	1,85%
Generals 1982		36,93%	7,93%					31,27%	6,34%	5,32%	2,21%
Parlament de Catalunya 1980		21,33%	10,83%					37,34%	11,40%	15,04%	4,06%
Municipals 1979		30,26%	10,90%					23,44%	10,11%	16,94%	8,36%
Generals 1979		28,83%	7,20%					20,35%	4,17%	14,55%	14,90%
Generals 1977		26,84%	7,41%					33,40%	2,66%	15,25%	4,43%